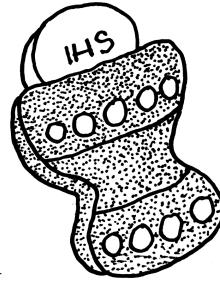


# Chalice Cushions

Supplies needed:

- White calico or percale material
- Brown paper bag
- Scissors
- Polyester stuffing




*Make this  
with an  
adult's help!*

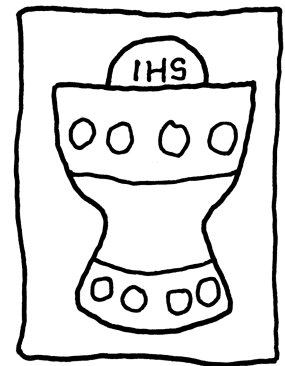


- Wax crayons
- Needle and thread
- Marker/pen

**A.** Fold material in half and draw your chalice shape on top layer.



**B.** Color your chalice shape with wax crayons. Use bright colors.



**C.** Cut out shapes. Turn them right sides facing in. Stitch them together at least 1/2 inch from the edge. Leave part of bottom unsewn so that you can add stuffing later.



**D.** Turn right side out. **With the help of an adult,** iron material between brown paper sheets so that wax will melt. Stuff “chalice” with polyester and sew bottom closed.

